

FORM NO. MGT-7

[Pursuant to sub-Section(1) of section 92 of the Companies Act, 2013 and sub-rule (1) of rule 11of the Companies (Management and Administration) Rules, 2014]



सत्यमेव जयते

Annual Return (other than OPCs and Small Companies)

Form language English Hindi

Refer the instruction kit for filing the form.

I. REGISTRATION AND OTHER DETAILS

(i) * Corporate Identification Number (CIN) of the company

L15200KA1998PLC023489

Pre-fill

Global Location Number (GLN) of the company

* Permanent Account Number (PAN) of the company

AAACC8412H

(ii) (a) Name of the company

HEALTHCARE GLOBAL ENTERP

(b) Registered office address

HCG TOWER, NO.8 P. KALINGA RAO ROAD SAMPANGI RAMA NAGAR
NA
BANGALORE
Karnataka
560027

(c) *e-mail ID of the company

sunumanuel@hcgel.com

(d) *Telephone number with STD code

08046607755

(e) Website

www.hcgoncology.com

(iii) Date of Incorporation

12/03/1998

(iv)	Type of the Company	Category of the Company	Sub-category of the Company
	Public Company	Company limited by shares	Indian Non-Government company

(v) Whether company is having share capital

Yes No

(vi) *Whether shares listed on recognized Stock Exchange(s)

Yes No

(a) Details of stock exchanges where shares are listed

S. No.	Stock Exchange Name	Code
	National Stock Exchange of India Limited	1,024
	BSE Limited	1

(b) CIN of the Registrar and Transfer Agent

L72400TG2017PLC117649

Pre-fill

Name of the Registrar and Transfer Agent

KFIN TECHNOLOGIES LIMITED

Registered office address of the Registrar and Transfer Agents

Selenium, Tower B, Plot No- 31 & 32, Financial District, N
anakramguda, Serili ngampally NA

(vii) *Financial year From date 01/04/2023 (DD/MM/YYYY) To date 31/03/2024 (DD/MM/YYYY)

(viii) *Whether Annual general meeting (AGM) held Yes No

(a) If yes, date of AGM

(b) Due date of AGM

30/09/2024

(c) Whether any extension for AGM granted

Yes No

(f) Specify the reasons for not holding the same

This form is being for website upload before the date of AGM

II. PRINCIPAL BUSINESS ACTIVITIES OF THE COMPANY

*Number of business activities

1

S.No	Main Activity group code	Description of Main Activity group	Business Activity Code	Description of Business Activity	% of turnover of the company
1	Q	Hospital and Medical Care	Q1	Hospital activities	98.96

III. PARTICULARS OF HOLDING, SUBSIDIARY AND ASSOCIATE COMPANIES (INCLUDING JOINT VENTURES)

*No. of Companies for which information is to be given

21

Pre-fill All

S.No	Name of the company	CIN / FCRN	Holding/ Subsidiary/Associate/ Joint Venture	% of shares held
1	HEALTHCARE GLOBAL SENTHIA +	U85110TZ2005PTC011740	Subsidiary	100
2	NIRUJA PRODUCT DEVELOPMENT +	U73100KA2007PTC044658	Subsidiary	100
3	MALNAD HOSPITAL AND INSTITUTE +	U85110KA1997PTC022149	Subsidiary	70.25
4	HCG MEDI-SURGE HOSPITALS +	U85110GJ2000PTC037474	Subsidiary	74
5	BACC HEALTH CARE PRIVATE LIMITED +	U74140KA2002PTC030098	Subsidiary	100
6	HCG Oncology Hospitals LLP		Subsidiary	100
7	Healthcare Diwan Chand Imaging +		Subsidiary	75
8	HCG NCHRI Oncology LLP		Subsidiary	100
9	HCG Oncology LLP		Subsidiary	74
10	HCG Manavata Oncology LLP		Subsidiary	51
11	HCG SUN Hospitals LLP		Subsidiary	100
12	HCG (Mauritius) PVT. LTD		Subsidiary	100
13	Healthcare Global (Africa) Pvt. +		Subsidiary	100
14	HealthCare Global (Uganda) Private +		Subsidiary	100
15	HealthCare Global (Tanzania) Private +		Subsidiary	100
16	HealthCare Global (Kenya) Private +		Subsidiary	100
17	Cancer Care Kenya Limited		Subsidiary	81.63
18	SUCHIRAYU HEALTH CARE SOLUTIONS +	U85110KA2011PLC056520	Subsidiary	78.6
19	HCG EKO Oncology LLP		Subsidiary	50.5
20	Advanced Molecular Imaging India +		Associate	50
21	Nagpur Cancer Hospital & Research +	U74999MH2012PTC233527	Subsidiary	100

IV. SHARE CAPITAL, DEBENTURES AND OTHER SECURITIES OF THE COMPANY

(i) *SHARE CAPITAL

(a) Equity share capital

Particulars	Authorised capital	Issued capital	Subscribed capital	Paid up capital
Total number of equity shares	200,000,000	139,289,687	139,289,687	139,289,687
Total amount of equity shares (in Rupees)	2,000,000,000	1,392,896,870	1,392,896,870	1,392,896,870

Number of classes

1

Class of Shares	Authorised capital	Issued capital	Subscribed capital	Paid up capital
Number of equity shares	200,000,000	139,289,687	139,289,687	139,289,687
Nominal value per share (in rupees)	10	10	10	10
Total amount of equity shares (in rupees)	2,000,000,000	1,392,896,870	1,392,896,870	1,392,896,870

(b) Preference share capital

Particulars	Authorised capital	Issued capital	Subscribed capital	Paid-up capital
Total number of preference shares	0	0	0	0
Total amount of preference shares (in rupees)	0	0	0	0

Number of classes

0

Class of shares	Authorised capital	Issued capital	Subscribed capital	Paid up capital
Number of preference shares				
Nominal value per share (in rupees)				
Total amount of preference shares (in rupees)	0	0		

(c) Unclassified share capital

Particulars	Authorised Capital
Total amount of unclassified shares	0

(d) Break-up of paid-up share capital

Class of shares	Number of shares			Total nominal amount	Total Paid-up amount	Total premium
	Physical	DEMAT	Total			
Equity shares						
At the beginning of the year	509,596	138,606,466	139116062	1,391,160,6	1,391,160,6	

Increase during the year	0	173,625	173625	1,736,250	1,736,250	17,751,000
i. Public Issues	0	0	0	0	0	0
ii. Rights issue	0	0	0	0	0	0
iii. Bonus issue	0	0	0	0	0	0
iv. Private Placement/ Preferential allotment	0	0	0	0	0	0
v. ESOPs	0	173,625	173625	1,736,250	1,736,250	17,751,000
vi. Sweat equity shares allotted	0	0	0	0	0	0
vii. Conversion of Preference share	0	0	0	0	0	0
viii. Conversion of Debentures	0	0	0	0	0	0
ix. GDRs/ADRs	0	0	0	0	0	0
x. Others, specify						
Decrease during the year	0	0	0	0	0	0
i. Buy-back of shares	0	0	0	0	0	0
ii. Shares forfeited	0	0	0	0	0	0
iii. Reduction of share capital	0	0	0	0	0	0
iv. Others, specify				0	0	
At the end of the year	509,596	138,780,091	139289687	1,392,896,8	1,392,896,8	
Preference shares						
At the beginning of the year	0	0	0	0	0	
Increase during the year	0	0	0	0	0	0
i. Issues of shares	0	0	0	0	0	0
ii. Re-issue of forfeited shares	0	0	0	0	0	0
iii. Others, specify						
Decrease during the year	0	0	0	0	0	0
i. Redemption of shares	0	0	0	0	0	0

ii. Shares forfeited	0	0	0	0	0	0
iii. Reduction of share capital	0	0	0	0	0	0
iv. Others, specify						
<input type="text"/>						
At the end of the year	0	0	0	0	0	

ISIN of the equity shares of the company

INE075I01017

(ii) Details of stock split/consolidation during the year (for each class of shares)

0

Class of shares		(i)	(ii)	(iii)
Before split / Consolidation	Number of shares			
	Face value per share			
After split / Consolidation	Number of shares			
	Face value per share			

(iii) Details of shares/Debentures Transfers since closure date of last financial year (or in the case of the first return at any time since the incorporation of the company) *

Nil

[Details being provided in a CD/Digital Media]

Yes No Not Applicable

Separate sheet attached for details of transfers

Yes No

Note: In case list of transfer exceeds 10, option for submission as a separate sheet attachment or submission in a CD/Digital Media may be shown.

Date of the previous annual general meeting	<input type="text"/>
Date of registration of transfer (Date Month Year)	<input type="text"/>
Type of transfer	<input type="text"/> 1 - Equity, 2- Preference Shares,3 - Debentures, 4 - Stock
Number of Shares/ Debentures/ Units Transferred	<input type="text"/> Amount per Share/ Debenture/Unit (in Rs.) <input type="text"/>

Ledger Folio of Transferor				<input type="text"/>		
Transferor's Name	<input type="text"/>		<input type="text"/>		<input type="text"/>	
	Surname		middle name		first name	
Ledger Folio of Transferee				<input type="text"/>		
Transferee's Name	<input type="text"/>		<input type="text"/>		<input type="text"/>	
	Surname		middle name		first name	

Date of registration of transfer (Date Month Year)				<input type="text"/>		
Type of transfer	<input type="text"/>	1 - Equity, 2- Preference Shares,3 - Debentures, 4 - Stock				
Number of Shares/ Debentures/ Units Transferred	<input type="text"/>		Amount per Share/ Debenture/Unit (in Rs.)	<input type="text"/>		
Ledger Folio of Transferor				<input type="text"/>		
Transferor's Name	<input type="text"/>		<input type="text"/>		<input type="text"/>	
	Surname		middle name		first name	
Ledger Folio of Transferee				<input type="text"/>		
Transferee's Name	<input type="text"/>		<input type="text"/>		<input type="text"/>	
	Surname		middle name		first name	

(iv) *Debentures (Outstanding as at the end of financial year)

Particulars	Number of units	Nominal value per unit	Total value
Non-convertible debentures	0	0	0
Partly convertible debentures	0	0	0
Fully convertible debentures	0	0	0

Particulars	Number of units	Nominal value per unit	Total value
Total			0

Details of debentures

Class of debentures	Outstanding as at the beginning of the year	Increase during the year	Decrease during the year	Outstanding as at the end of the year
Non-convertible debentures	0	0	0	0
Partly convertible debentures	0	0	0	0
Fully convertible debentures	0	0	0	0

(v) Securities (other than shares and debentures)

0

Type of Securities	Number of Securities	Nominal Value of each Unit	Total Nominal Value	Paid up Value of each Unit	Total Paid up Value
Total					

V. *Turnover and net worth of the company (as defined in the Companies Act, 2013)

(i) Turnover

11,025,740,000

(ii) Net worth of the Company

11,885,850,000

VI. (a) *SHARE HOLDING PATTERN - Promoters

S. No.	Category	Equity		Preference	
		Number of shares	Percentage	Number of shares	Percentage
1.	Individual/Hindu Undivided Family				
	(i) Indian	15,156,027	10.88	0	
	(ii) Non-resident Indian (NRI)	0	0	0	
	(iii) Foreign national (other than NRI)	0	0	0	
2.	Government				
	(i) Central Government	0	0	0	
	(ii) State Government	0	0	0	
	(iii) Government companies	0	0	0	

3.	Insurance companies	0	0	0	
4.	Banks	0	0	0	
5.	Financial institutions	0	0	0	
6.	Foreign institutional investors	0	0	0	
7.	Mutual funds	0	0	0	
8.	Venture capital	0	0	0	
9.	Body corporate (not mentioned above)	84,134,078	60.4	0	
10.	Others	0	0	0	
	Total	99,290,105	71.28	0	0

Total number of shareholders (promoters)

6

(b) *SHARE HOLDING PATTERN - Public/Other than promoters

S. No.	Category	Equity		Preference	
		Number of shares	Percentage	Number of shares	Percentage
1.	Individual/Hindu Undivided Family				
	(i) Indian	13,073,072	9.39	0	
	(ii) Non-resident Indian (NRI)	3,480,523	2.5	0	
	(iii) Foreign national (other than NRI)	323,082	0.23	0	
2.	Government				
	(i) Central Government	0	0	0	
	(ii) State Government	0	0	0	
	(iii) Government companies	0	0	0	
3.	Insurance companies	201,111	0.14	0	
4.	Banks	0	0	0	
5.	Financial institutions	5,000	0	0	
6.	Foreign institutional investors	9,390,043	6.74	0	
7.	Mutual funds	9,034,290	6.49	0	

8.	Venture capital	0	0	0	
9.	Body corporate (not mentioned above)	1,396,995	1	0	
10.	Others AIF, KMP, Relatives of prom +	3,095,466	2.22	0	
	Total	39,999,582	28.71	0	0

Total number of shareholders (other than promoters)

27,189

**Total number of shareholders (Promoters+Public/
Other than promoters)**

27,195

(c) *Details of Foreign institutional investors' (FIIs) holding shares of the company

57

Name of the FII	Address	Date of Incorporation	Country of Incorporation	Number of shares held	% of shares held
INTERNATIONAL FINA +				4,358,705	3.13
WELLINGTON TRUST C +				2,047,864	1.47
DESJARDINS EMERGIN +				580,304	0.42
WELLINGTON MANAG +				286,709	0.21
SPRUGOS INVESTMEN +				253,478	0.18
ABU DHABI INVESTME +				184,350	0.13
INDIA AVENUE EQUITY +				150,000	0.11
NEW YORK STATE COM +				147,112	0.11
EMERGING MARKETS C +				114,810	0.08
SR GLOBAL FUND L.P. +				105,700	0.08
V E C INDIAN SPECIAL +				100,000	0.07
WILLOW INDIA ONE, L +				100,000	0.07
ISHARES MSCI INDIA S +				99,216	0.07
STATE STREET GLOBAL +				97,444	0.07
DOVETAIL INDIA FUNE +				86,248	0.06
EMERGING MARKETS S +				79,067	0.06
MATHEY INVESTMENT +				78,154	0.06

Name of the FII	Address	Date of Incorporation	Country of Incorporation	Number of shares held	% of shares held
THE EMERGING MARK +				71,139	0.05
EMERGING MARKETS S +				69,871	0.05
UNIVERSAL - INVESTM +				51,799	0.04
SPDR S&P EMERGING I +				45,955	0.03
NORTHERN TRUST CO +				36,060	0.03
SOCIETE GENERALE - C +				27,200	0.02
COPTHALL MAURITIUS +				26,870	0.02
DIMENSIONAL WORLE +				16,384	0.01

VII. *NUMBER OF PROMOTERS, MEMBERS, DEBENTURE HOLDERS
(Details, Promoters, Members (other than promoters), Debenture holders)

Details	At the beginning of the year	At the end of the year
Promoters	6	6
Members (other than promoters)	28,852	27,189
Debenture holders	0	0

VIII. DETAILS OF DIRECTORS AND KEY MANAGERIAL PERSONNEL







(A) *Composition of Board of Directors

Category	Number of directors at the beginning of the year		Number of directors at the end of the year		Percentage of shares held by directors as at the end of year	
	Executive	Non-executive	Executive	Non-executive	Executive	Non-executive
A. Promoter	2	0	2	0	10.41	0
B. Non-Promoter	1	5	1	5	0	0
(i) Non-Independent	1	0	1	0	0	0
(ii) Independent	0	5	0	5	0	0
C. Nominee Directors representing	0	2	0	2	0	0
(i) Banks & FIs	0	0	0	0	0	0
(ii) Investing institutions	0	2	0	2	0	0

(iii) Government	0	0	0	0	0	0
(iv) Small share holders	0	0	0	0	0	0
(v) Others	0	0	0	0	0	0
Total	3	7	3	7	10.41	0


Number of Directors and Key managerial personnel (who is not director) as on the financial year end date 13

(B) (i) *Details of directors and Key managerial personnel as on the closure of financial year

Name	DIN/PAN	Designation	Number of equity share(s) held	Date of cessation (after closure of financial year : If any)
Basavalinga Ajaikumar 	00713779	Whole-time director	14,498,715	
Anjali Ajaikumar Rossi	08057112	Whole-time director	1,000	
Meghraj Arvindrao Gor 	07505123	Whole-time director	38,500	
Amit Soni	05111144	Nominee director	0	
Siddharth Tapaswin Pa 	07803802	Nominee director	0	
Geeta Mathur	02139552	Director	0	
Rajagopalan Raghavar 	03627923	Director	0	
Jeyandran Venugopal	07085479	Director	0	
Pradip Manilal Kanakia 	00770347	Director	0	
Rajiv Maliwal	00869035	Director	0	
Sunu Manuel	ANMPM3149B	Company Secretary	46,050	
Meghraj Arvindrao Gor 	AHTPG0261B	CEO	38,500	
Ruby Ritolia	AIMPR8267Q	CFO	0	

(ii) Particulars of change in director(s) and Key managerial personnel during the year

2

Name	DIN/PAN	Designation at the beginning / during the financial year	Date of appointment/ change in designation/ cessation	Nature of change (Appointment/ Change in designation/ Cessation)
Srinivasa V Raghava 	AAXPR7330P	CFO	20/08/2023	Retirement
Ruby Ritolia	AIMPR8267Q	CFO	21/08/2023	Appointment

IX. MEETINGS OF MEMBERS/CLASS OF MEMBERS/BOARD/COMMITTEES OF THE BOARD OF DIRECTORS

A. MEMBERS/CLASS /REQUISITIONED/NCLT/COURT CONVENED MEETINGS

Number of meetings held

1

Type of meeting	Date of meeting	Total Number of Members entitled to attend meeting	Attendance	
			Number of members attended	% of total shareholding
Annual General Meeting	20/09/2023	27,543	88	70.94

B. BOARD MEETINGS

*Number of meetings held

6

S. No.	Date of meeting	Total Number of directors associated as on the date of meeting	Attendance	
			Number of directors attended	% of attendance
1	25/05/2023	9	7	77.78
2	10/08/2023	10	9	90
3	18/08/2023	10	8	80
4	09/11/2023	10	10	100
5	08/02/2024	10	10	100
6	21/03/2024	10	8	80

C. COMMITTEE MEETINGS

Number of meetings held

17

S. No.	Type of meeting	Date of meeting	Total Number of Members as on the date of the meeting	Attendance	
				Number of members attended	% of attendance
1	Audit Committee	24/05/2023	4	4	100
2	Audit Committee	09/08/2023	4	4	100
3	Audit Committee	18/08/2023	4	4	100
4	Audit Committee	09/11/2023	4	4	100
5	Audit Committee	07/02/2024	4	4	100

S. No.	Type of meeting	Date of meeting	Total Number of Members as on the date of the meeting	Attendance	
				Number of members attended	% of attendance
6	Risk Management	28/06/2023	3	3	100
7	Risk Management	01/12/2023	3	3	100
8	Nomination and	25/05/2023	6	4	66.67
9	Nomination and	09/08/2023	6	5	83.33
10	Nomination and	18/08/2023	6	4	66.67

D. *ATTENDANCE OF DIRECTORS

S. No.	Name of the director	Board Meetings			Committee Meetings			Whether attended AGM held on
		Number of Meetings which director was entitled to attend	Number of Meetings attended	% of attendance	Number of Meetings which director was entitled to attend	Number of Meetings attended	% of attendance	
1	Basavalinga A	6	6	100	12	12	100	
2	Anjali Ajaikum	6	5	83.33	3	3	100	
3	Meghraj Arvind	6	6	100	2	2	100	
4	Amit Soni	6	6	100	9	9	100	
5	Siddharth Tap	6	5	83.33	9	8	88.89	
6	Geeta Mathur	6	6	100	12	12	100	
7	Rajagopalan F	6	5	83.33	11	11	100	
8	Jeyandran Ven	6	3	50	5	3	60	
9	Pradip Manilal	6	6	100	7	6	85.71	
10	Rajiv Maliwal	5	4	80	4	2	50	

X. *REMUNERATION OF DIRECTORS AND KEY MANAGERIAL PERSONNEL

Nil

Number of Managing Director, Whole-time Directors and/or Manager whose remuneration details to be entered

3

S. No.	Name	Designation	Gross Salary	Commission	Stock Option/ Sweat equity	Others	Total Amount
1	Basavalinga Sadas	Executive Chair	48,970,000	0	0	0	48,970,000
2	Anjali Ajaikumar Ro	Whole-time Dire	15,000,000	0	0	0	15,000,000
3	Meghraj Arvindrao C	Whole-time Dire	33,080,000	0	15,140,000	0	48,220,000
	Total		97,050,000	0	15,140,000	0	112,190,000

Number of CEO, CFO and Company secretary whose remuneration details to be entered

3

S. No.	Name	Designation	Gross Salary	Commission	Stock Option/ Sweat equity	Others	Total Amount
1	Srinivasa V Raghav	Chief Financial C	4,640,000	0	1,400,000	0	6,040,000
2	Sunu Manuel	Company Secre	5,600,000	0	620,000	0	6,220,000
3	Ruby Ritolia	Chief Financial C	10,880,000	0	5,260,000	0	16,140,000
	Total		21,120,000	0	7,280,000	0	28,400,000

Number of other directors whose remuneration details to be entered

4

S. No.	Name	Designation	Gross Salary	Commission	Stock Option/ Sweat equity	Others	Total Amount
1	Ms. Geeta Mathur	Independent Dir	2,000,000	0	0	0	2,000,000
2	Mr. Rajagopalan Ra	Independent Dir	2,000,000	0	0	0	2,000,000
3	Mr. Pradip Kanakia	Independent Dir	2,000,000	0	0	0	2,000,000
4	Mr. Rajiv Maliwal	Independent Dir	1,700,000	0	0	0	1,700,000
	Total		7,700,000	0	0	0	7,700,000

XI. MATTERS RELATED TO CERTIFICATION OF COMPLIANCES AND DISCLOSURES

* A. Whether the company has made compliances and disclosures in respect of applicable provisions of the Companies Act, 2013 during the year Yes No

B. If No, give reasons/observations

XII. PENALTY AND PUNISHMENT - DETAILS THEREOF

(A) DETAILS OF PENALTIES / PUNISHMENT IMPOSED ON COMPANY/DIRECTORS /OFFICERS Nil

Name of the company/ directors/ officers	Name of the court/ concerned Authority	Date of Order	Name of the Act and section under which penalised / punished	Details of penalty/ punishment	Details of appeal (if any) including present status

(B) DETAILS OF COMPOUNDING OF OFFENCES Nil

Name of the company/ directors/ officers	Name of the court/ concerned Authority	Date of Order	Name of the Act and section under which offence committed	Particulars of offence	Amount of compounding (in Rupees)

XIII. Whether complete list of shareholders, debenture holders has been enclosed as an attachment

Yes No

XIV. COMPLIANCE OF SUB-SECTION (2) OF SECTION 92, IN CASE OF LISTED COMPANIES

In case of a listed company or a company having paid up share capital of Ten Crore rupees or more or turnover of Fifty Crore rupees or more, details of company secretary in whole time practice certifying the annual return in Form MGT-8.

Name

Whether associate or fellow Associate Fellow

Certificate of practice number

I/We certify that:

- (a) The return states the facts, as they stood on the date of the closure of the financial year aforesaid correctly and adequately.
(b) Unless otherwise expressly stated to the contrary elsewhere in this Return, the Company has complied with all the provisions of the Act during the financial year.

Declaration

I am Authorised by the Board of Directors of the company vide resolution no. ... dated

(DD/MM/YYYY) to sign this form and declare that all the requirements of the Companies Act, 2013 and the rules made thereunder in respect of the subject matter of this form and matters incidental thereto have been complied with. I further declare that:

- Whatever is stated in this form and in the attachments thereto is true, correct and complete and no information material to the subject matter of this form has been suppressed or concealed and is as per the original records maintained by the company.
- All the required attachments have been completely and legibly attached to this form.

Note: Attention is also drawn to the provisions of Section 447, section 448 and 449 of the Companies Act, 2013 which provide for punishment for fraud, punishment for false statement and punishment for false evidence respectively.

To be digitally signed by

Director

DIN of the director

To be digitally signed by

Company Secretary

Company secretary in practice

Membership number

Certificate of practice number

Attachments

1. List of share holders, debenture holders
2. Approval letter for extension of AGM;
3. Copy of MGT-8;
4. Optional Attachement(s), if any

Attach
Attach
Attach
Attach

List of attachments

Foreign Portfolio - CORP.pdf List of shareholders.pdf Committee Meetings.pdf
--

Remove attachment

Modify

Check Form

Prescrutiny

Submit

This eForm has been taken on file maintained by the Registrar of Companies through electronic mode and on the basis of statement of correctness given by the company